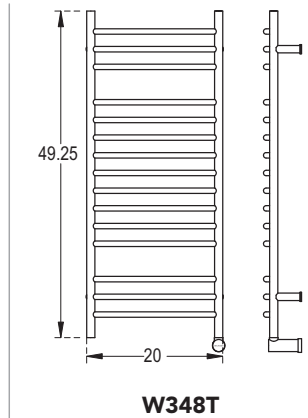
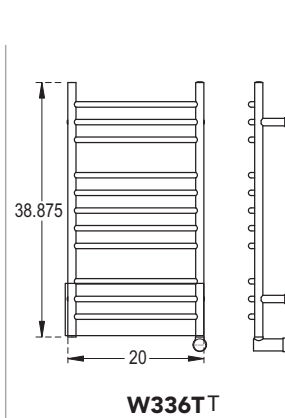
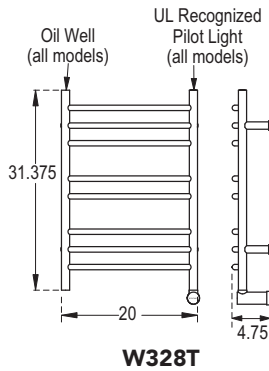


Metro Collection® Towel Warmers

Design Features:

- Quality, design and performance you expect from a MrSteam product
- Prices that fit even the tightest budget
- Sleek Curved lines maximize surface heating area
- Simple elegance complements any bathroom
- All models need to be hard wired to 120V (except F328)
- cULus listed



Standard Accessories provided with all Towel Warmers:

- Digital Timer: In wall, 24-hour electronic timer for pre-start and automatic shut-off of the towel warmer at programmed times.
- Designer Finish Cover Plate: with matching finish cover plate.

Optional Accessories Available:

- Aroma Oils: Earth friendly, organic essential oils contain an alcohol-free coconut emulsifier.

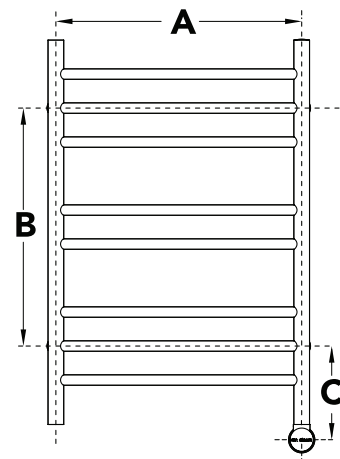
FOR ILLUSTRATIVE PURPOSES ONLY.

IMPORTANT NOTE: FOR SAFE AND TROUBLE FREE INSTALLATION visit mrsteam.com before installation to download the Installation, Operation and Maintenance Manual or refer to the manual provided with the unit.

MOUNTING DIMENSIONS (inches)

MODEL	A	B	C	Weight (lbs)	Watts
W328	18 ⁷ / ₁₆	17 ¹⁵ / ₁₆	7 ¹ / ₄	10	98
W336	18 ⁷ / ₁₆	25 ⁹ / ₁₆	7 ¹ / ₄	14	133
W348	18 ⁷ / ₁₆	35 ³ / ₄	7 ¹ / ₄	18	168

NOTE: Towel warmers have slight dimensional variations and must be measured prior to installation.



MODEL	FINISH	PROJECT INFORMATION	
<input type="checkbox"/> W328T	<input type="checkbox"/> Stainless Steel Polished	Location:	Contractor:
<input type="checkbox"/> W336T	<input type="checkbox"/> Stainless Steel Brushed	Architect:	Submitted By:
<input type="checkbox"/> W348T		Engineer:	Date:
Notes:			

Digital Timer & Designer Finish Cover Plate

Standard with all Towel Warmers

In-wall, 24-hour electronic timer for pre-start and automatic shut-off of the towel warmer at programmed times. White cover plate standard. Designer finishes available.

Note: Fits into a standard 4" x 2" junction box.



FOR ILLUSTRATIVE PURPOSES ONLY. IMPORTANT NOTE: FOR SAFE AND TROUBLE FREE INSTALLATION visit mrsteam.com before installation to download the Installation, Operation and Maintenance Manual or refer to the manual provided with the unit.

MODEL	FINISH	PROJECT INFORMATION
<input type="checkbox"/> 103588DIG	<input type="checkbox"/> WH-White	Location:
<input type="checkbox"/> 103872D-PC	<input type="checkbox"/> Polished Chrome	Architect:
<input type="checkbox"/> 103872D-	<input type="checkbox"/> ORB-Oil Rubbed Bronze	Engineer:
	<input type="checkbox"/> SSP-Stainless Steel Polished	Contractor:
	<input type="checkbox"/> SBP-Stainless Steel Brushed	Submitted By:
	<input type="checkbox"/> PN-Polished Nickel	Date:
	<input type="checkbox"/> BN-Brushed Nickel	
Notes:		